



TDX Series with TRx ULTRA-Low^{max} Power Positioning System

FOR SYSTEMS UP TO 300lb (136kg) WEIGHT LIMIT
FOR WEIGHT LIMITS OF 300-400lb (180kg) PLEASE USE HEAVY DUTY ORDER FORM
Prices in AUD Effective January 2016



REQUIRED INFORMATION

Date of order: _____

Dealer Name: _____

Dealer Account #: _____

PO #: _____

Base MFR. PO #: _____

Tag: _____

Purchasing Contact: _____

Phone: Fax: _____

RTS/Therapist: _____

Ship to Address: _____

City: _____ Zip: _____

Client Gender: _____

Client Conditions: _____

- TDXSP-CG TDXSP - Rehab or Powered Seating w/MK6i
TDXSP Base comes Standard with High Performance 4-Pole Motors and top speed of 6MPH.
- TDXSR-CG TDXSR - Rehab or Powered Seating w/MK6i
TDXSR Base comes standard with GB TrueTrack Motors for a top speed set at 6.1 MPH.

OMIT SEAT FRAME

- OSF Omit Seat Frame for Base Only N/C
Base only to send for aftermarket seating.

TRANSPORT TIE-DOWN

- TRBKTS Wheelchair Transport Brackets

TRANSPORT TIE-DOWN*

TRBKTS includes four factory installed wheelchair transport brackets.

As of this date, the Department of Transportation has not approved any tie-down systems for transportation of a user while in a wheelchair, in a moving vehicle of any type. It is Invacare's position that users of wheelchairs should be transferred into appropriate seating in vehicles for transportation and use be made of the restraints made available by the auto industry. Invacare cannot and does not recommend any wheelchair transportation systems.

* Transport Tie Down option is not retrofittable to existing models and is not field serviceable.

USER WEIGHT LIMIT

TDX SP

- U300 User Weight <300 lbs (136kg) N/C
Package includes 4-pole motors and 5.8 mph top speed with <300 lbs. user weight limit.
Package includes Quiet Stability Lock.

TDX SR

- U300 User Weight <300 lbs (136kg) N/C
Package includes GB TrueTrack Motors, top speed set at 6.1 MPH.
Package includes Quiet Stability Lock.

WHEEL OPTIONS

- 1430-3 14" x 3" Pneumatic Tires STD
- 1431-3 14" x 3" Tires with Foam Filled Inserts N/C

FREE WHEEL HUB

- FHUB Free Wheel Hub
Free Wheel Hub will add 3/4" overall width. Not available with TRUETRACK.
Does not include IVC series design wheel.

FORK OPTION

- FKPKG One-Sided Fork Package
Standard no charge on TDXSR

FRAME FINISH

CONTEMPORARY

- 24P Wet Black N/C
- 60P Silver Metallic N/C
- 105P Midnight Blue N/C
- 115P Black Prism N/C

TOO HOT

- 30P Sunny Yellow N/C
- 61P Electric Red N/C
- 119P Bubblegum Pink N/C
- 120P Grape Madness N/C

WAY COOL

- 62P Electric Blue N/C
- 127P Grasshopper Green N/C
- 116P Sunkissed Orange N/C
- 117P Tangerine Red N/C
- 125P White Snow N/C

MK6i CONTROLLERS

TDX SP

- MK690ACC 90 AMP Controller with Actuator Control STD
- GTRAC G-Trac Module

G-Trac provides Improved Tracking Capabilities and Enhanced Traction. Does not require Special Motors. Not available with MK6TT.

TDX SR

- MK6TT TrueTrack Controller STD

STANDARD DRIVER CONTROLS

- Clear
- Only for TDX SP
- SPJAP SPJ+ for Power Seating N/C
Includes Egg switch with 611 mount to operate single actuator
- SPJAPM SPJ+ with Joystick Actuator Control
Allows actuator operation through Driver Control. Includes port for attendant switch.

EXPANDABLE CONTROLLER SYSTEM

- Clear
- PWH Harness req. for Expandable Electronics INC
Required to interface joystick or MK6i display with expandable controllers.
- CMPJM6U MPJ+ Multiple Drive Joystick with Color Display

- ASLRDYM6 MK6 Display Only (No Driver Control)
Display only, for specialty control. No Driver Control.

TRx Ultra Low MAXX Power Positioning System

RFQ = Request for Quotation Please call customer service.
Australia: 1800 460 460 and/or fax 02 8839 5343
New Zealand: 0800 468 222 and/or fax 0800 807 788

Dealer Name: _____
 Dealer Account #: _____
 PO #: _____
 Tag: _____

ALTERNATIVE PROPORTIONAL CONTROL SYSTEMS Clear

- 1500M6 Prop RIM Head Control with MK6i Display
 - SMHD Small Headrest N/C
 - LGHD Large Headrest N/C
- 1558MM6 Compact Joystick with Display

ALTERNATIVE DIGITAL CONTROL SYSTEMS Clear

Must also used either a Multiple Drive Joystick or MK6 Display.

- SNPM6 Sip-N-Puff Digital Interface Box
- 5020M6 Mini Tash Joystick and Digital Interface Box ...

SIP-N-PUFF KIT

- PKG32666 Therafin® Sip-N-Puff Breath Tube Kit

ADDITIONAL CONTROL CHOICES

- 1558M6 Compact Joystick - Less Std Mount
- 5020 Mini Tash Joystick
Requires SNPM6 Sip-N-Puff Interface Box.
- 1552M Digital Attendant Control
- Requires SNPM6 Sip-N-Puff Interface Box.*
- PACM6 Prop Attendant Control with Q/R mount

JOYSTICK MOUNTING HARDWARE

- QLAM6 Quad Link Retract. Joystick Mnt CMPJ+
Includes ARM250 standard.
- QLA Quad Link Retract. Joystick Mnt SPJ+
Includes ARM250 standard.
- ARM250 Stealth Height Adjustable Joystick Mount
- RIGHT Right Handed Mounted Joystick STD
- LEFT Left Handed Mounted Joystick N/C
- RIMHW RIM Hardware For 1500
- PKG32669 Complete Bib Assembly (Tash/1558)
- GATMPJ6 Gatlin Midline for CMPJ+
- GAT1812 Gatlin Midline for 1812
- RCM Rear Cane Mount for Compact Joystick

ASL OPTIONAL ACCESSORIES

- EGSBLK Egg Switch - Black
- ASL304A Light Wobble Switch with 611 Mount
- ASL202J Fiber Optic Switch
Not available with SPJ+ joystick. For ASL202J, ASL208J must add ASL804M6.
- ASL208J Adj Proximity Switch
Not available with SPJ+ joystick. For ASL202J, ASL208J must add ASL804M6.
- ASL504M6 Remote Emergency Stop Switch
Not available with SPJ+ joystick. For ASL202J, ASL208J must add ASL804M6.
- ASL611 Adjustable Switch Mounting Bracket

Memory Card - BASIC

- Standard with ALL Expandable Control Systems (CMPJ+, PSR+, PSF+, MK6i Display).
- Used to Back Up/Restore Programmed Settings for Only One Chair.
- May be given to user or kept with provider's files for safe keeping.
- Does not Contain Advanced Diagnostics/Help Screens/File Structure.
- Not compatible with SPJ+ Joysticks.

ELECTRONIC ACCESSORIES

- 1813M6 MK6i Programmer with Pro Memory Card
- 1813SD Pro Memory Card (USB Ready)
- 1560 "T" Handle Flexible Joystick Ext.
- 1561 Straight Handle Flexible Joystick Ext.
- 1826 Chin Cup
- A24VPS 24V MK6 Auxiliary Power Source
- AUX12M6 Auxiliary Module for outputs 1 and 2
- AUX34M6 Auxiliary Module for outputs 3 and 4
- MPY Monoport "Y" Cable for CMPJ+ or Display
- 2PB Dual Push Button

Option to replace Mono Port "Y" cable when requiring two switch functions of the mode switch port on expandable controller systems. Not compatible with SPJ+ Joystick options.

- 2SW Dual Toggle

Option to replace Mono Port "Y" cable when requiring two switch functions of the mode switch port on expandable controller systems. Not compatible with SPJ+ Joystick options.

- PBMT Push Button Mounting Kit
- RFM Wireless (RF) Mouse Only Module

RFM includes Transmitter, USB Radio Frequency Mouse Dongle (Receiver), and Stereo Switch with hook and loop mount for mouse clicks. Not compatible with SPJ+.

- IR Infrared Module with Wireless (RF) Mouse.....

Capable of operating up to six remote Infra-Red controlled devices. Also allows wireless (RF) Mouse operation through the driver control. Compatible with RFM module for control of two wireless mice from one chair. Includes two button stereo switch (with hook/loop mount) for mouse clicks. Not compatible with SPJ+.

BATTERY TRAY TYPE

*22TRY Base Width is 24"; 24TRY Base Width is 25 1/2".
 Must select 24TRY for TDXSR, and Motion Concept HD 6" ELEVATE*

- 22TRY 22NF Style Tray STD
- 24TRY 24 Group Style Tray N/C

BATTERIES

- 22NFBATTERY 22NF Battery (On Chair).....
- Not available with TDX SR or True Track systems*
- GP24BATTERY 24 Gel Battery (On Chair)

BATTERY CHARGER OPTION

- L8900 Omit Battery Charger STD

MISCELLANEOUS ACCESSORIES

- 1303 Wheel Locks

Memory Card - PROFESSIONAL

- Standard with ALL MK6i Programmers.
- Available also with USB Card Reader on Order Form.
- Contains Advanced Diagnostics, Help Screens, Software Upgrades, File Storage/Retrieval
- Used to back up multiple chairs and programming settings.
- Intended for use by qualified providers only.
- Not compatible with SPJ+ Joysticks.



TDX Series with TRx ULTRA-Low MAXX Power Positioning System

FOR SYSTEMS UP TO 300lb (136kg) WEIGHT LIMIT
FOR WEIGHT LIMITS OF 300-400lb (180kg) PLEASE USE HEAVY DUTY ORDER FORM
Prices in AUD Effective January 2016



REQUIRED INFORMATION

Date of order: _____

Dealer Name: _____

Dealer Account #: _____

PO #: _____

Base MFR. PO #: _____

Tag: _____

Purchasing Contact: _____

Phone: Fax: _____

RTS/Therapist: _____

Ship to Address: _____

City: _____ Zip: _____

Client Gender: _____

Client Conditions: _____

REQUIRED MEASUREMENTS

To ensure system is accurately configured please fill in all required measurements

Client Height: _____

Client Weight: _____

A. Seat to Shoulder: _____

B. Trunk Depth: _____

C. Chest Width: _____

D. Knee to Back: _____

E. Seat to Top of Head: _____

F. Elbow to Hand: _____

G. Seat to Elbow: _____

H. Hip Width: _____

I. Knee to Heel: _____

Cushion Thickness: _____

BASE SELECTION

NOTE: Seat-to-floor height is measured at the front of the seat pan based on a standard seat size. Seat-to-floor heights may vary +/- 0.25" depending on conditions of the power base and on seat depths greater than 18". Suspension casters may affect seat-to-floor height up to an additional 0.5"-1".

TDX SP Select STF: 17.25" 18.25" 19.25" 16.75"⁽¹⁾
 WC19 Compliant System⁽⁷⁾ N/C
 Battery Tray: Group 22 Group 24

TDX SR Select STF: 17.25" 18.25" 19.25" 16.75"⁽¹⁾
 WC19 Compliant System⁽⁷⁾ N/C

NOTES
1. Limited to TDX SP and TRX SR bases with Group 24 battery tray only. Must have a seat depth of 16" or greater (17" or greater with LNX power centre mount platform)
7. Includes WC19 Pelvic Belt. Base must be ordered with TRBKTS.

ELECTRONICS

MKVI: SPJAPM SPJ+ CMPJ
 Drive: Right Left
 Specialty Controls Specify: _____

SYSTEMS (MUST SELECT ONE)

Systems include seat pan, back pan, standard armrests and front rigging. Designed for use with a 2"-3" cushion.

TRx Rehab Seat N/C
 TRx Ultra Low MAXX Tilt (50°) Only System
 TRx Adult Ultra Low MAXX Tilt (50°) and Power Recline (170°) System with Extended Shear Reduction (ESR)
 TRx Paediatric Ultra Low MAXX Tilt (50°) and Recline (163°) System with Extended Shear Reduction (ESR)
 Seat-to-floor height is increased by 1"
 TRx Recline (170°) System with Ext Shear Reduction
 Pre-Tilt Select: 0°⁽¹⁾ 5°⁽¹⁾ -5°⁽¹⁾ -8°⁽²⁾
 1°⁽³⁾ 2°⁽³⁾ 3°⁽³⁾ 4°⁽³⁾

NOTES:
1. Available on TDX SP, TDX SI and TDX SR only, not offered with 16.75" STF and with elevate option
2. Available on Storm 3G only, n/a with elevate option
3. Available with Enhanced Electronics (dual and 6 function) only

ADD ON MODULES Clear

12" Elevating Lift Seat Module⁽¹⁾⁽³⁾ (Scissor Mechanism)
 6" Elevating Lift Seat Module⁽²⁾⁽³⁾ (Tower)
 TRx Recline Body Fit System⁽⁴⁾⁽⁵⁾ (Minimum back width 14")
 Seat Back Narrower by: 2" 4"

NOTES:
1. Adding this module changed CG Tilt to 45°. Available on TDX SP, TDX SR, TDX SC and Storm bases. Weight capacity 250lb, 180lb on TDX SC. Maximum seat size 20"W x 20"D.
2. Weight capacity 300lb. Not available on TDX Spree and TDX SC. STF 17.25" for TDX SP/SR/SI and 18" for Storm Series. Maximum seat size 20"W x 20"D.
3. Not available on Storm bases with Tilt/Recline systems.
4. This option allows the seat back to be narrower than the seat pan. For example, an 18" back width with a 20" seat width is accomplished by selected '2" Narrower' option.
5. Standard option not WC19 compliant. For WC19 option please contact Customer Services for information and pricing.

TRx Ultra Low MAXX Power Positioning System

RFQ = Request for Quotation Please call customer service.
Australia: 1800 460 460 and/or fax 02 8839 5343
New Zealand: 0800 468 222 and/or fax 0800 807 788

Dealer Name: _____
 Dealer Account #: _____
 PO #: _____
 Tag: _____

SEAT SPECIFICATIONS

Adult Seat Width

- 16" 17" 18" 19" 20" Adjustable from 16" to 20"
 19" 20" 21" 22" Adjustable from 19" to 22"
 23" 24" Not width adjustable

Adult Seat Depth

- 15" 16" 17" 18" 19" Adjustable from 15" to 19", or 16" to 19" with LNX Power Centre Mount Foot Platform
 17" 18" 19"⁽¹⁾ 20"⁽²⁾ 21"⁽²⁾ Adjustable from 17" to 21"
 19"⁽²⁾ 20"⁽²⁾ 21"⁽²⁾ 22"⁽²⁾ 23"⁽²⁾ Adjustable from 19" to 23"
 22"⁽²⁾ 23"⁽²⁾ 24"⁽²⁾ Adjustable from 22" to 24"

NOTES:
 1. 3G - Long base recommended for 19" seat depth
 2. 3G - Long base required for seat depths 20" to 24"

Paediatric Seat Width* (Standard with Paediatric Seat Depth)

- 11" 12" 13" 14" 15" 16" Adjustable from 11" to 16"

Paediatric Seat Depth* (Standard with Paediatric Seat Width)

- 10" 11" 12" 13" 14" 15" 16" Adjustable from 10" to 16"

NOTE:
 * Paediatric Seat Width or Seat Depth increases Seat-to-Floor height by 1" on TDX SP, SJ, SC, SR & 3G Storm bases

SEAT CUSHION OPTIONS Clear

- Matrx Libra Seat Cushion 14"W-20"W* *select fabric below*
- Matrx Libra Seat Cushion 21"W-22"W* *select fabric below*
- Matrx PS Paediatric Seat Cushion 10"W-14"W
- Matrx PS Seat Cushion 11"W-20"W
- Matrx PS Seat Cushion 21"W-22"W
- Matrx Kid-ab-ra Seat Cushion 11"W-14"W
- Matrx VI Seat Cushion 14"W-20"W
- Matrx VI Seat Cushion 21"W-22"W
- Matrx Flo-tech Seat Cushion 15"W-22"W

FABRIC OPTIONS FOR CUSHIONS Clear

- Fabric for Libra Cushion: Startex Spacetex N/C
- Onyx Fabric Upgrade for Matrx VI or PS Cushion
 - Fusion Fabric Upgrade for Matrx VI Cushion
 - Startex Fabric Upgrade for Matrx VI Cushion
 - DAR-S Smooth side up DAR-F Fabric side up

FINISHED BACK HEIGHT

Measured from seat pan to top of back shell

Adult

- 18"⁽¹⁾ 19"⁽¹⁾ 20" 21" 22" 23" 24"
 25" 26" 27" 28" 29"

Paediatric

- 14" 15" 16" 17" 18" 19" 20"

NOTES:
 1. 18" and 19" back heights are not recommended with Recline Systems

BACK CANE SPECIFICATIONS NOT AVAILABLE ON POWER RECLINE

Select Back Cane Height (Measured from seat pan to top of back canes)

- 18" 22" 24" N/C
 Custom Cane Height Specify
 Endomorph Back Canes 1" 2" 4" Narrower.... N/C
 Mesomorph Back Canes⁽¹⁾ 1" 2" 4" Wider.....

NOTES:
 1. TRx Height & Angle Adjustable Cantilever Flip Back Armrests are required and included

Select Back Cane Angle

- 75° 79° 85° 90° 95° 101° 106° 112° 116°

Single Post Backrest Option

- Single Post Angle Adjustable Fold Down Back⁽²⁾⁽³⁾

NOTES:
 2. Single Post Back is angle adjustable in 6° increments from 24° forward to 18° back. The back folds down and is only available for 16-20" seat widths, and 21-24" back height. A minimum 4" gap from bottom of back to seat pan is required.
 3. Cane mounted armrests are not available with this option.

BACK OPTIONS Clear

- TRx Rehab Back and Back cushion N/C
 Finished height from 18" to 25"
 Finished height from 26" to 29"
- Matrx Fabric Upcharge (for TRx Rehab)
- I-Back interface plate⁽²⁾
- OMIT: Rigid Back Pan and Cushion⁽³⁾
- OMIT: Back Cushion Only

NOTES:
 1. Included with all Recline Systems when no back is selected. May also be used as an interface for after market backs
 2. Not available on Tilt only or Tilt/12" Elevating Lift Seat, for use with Recline module
 3. This option is not available with Recline/ESR

UPGRADEABLE BACK OPTIONS Clear

- Contour Back (15" to 21" W)
 Back shell height: 12" 15" 17" 21"
- Contour Back (22" W)
 Back shell height: 15" 17" 21"
- High Back (16" to 21" W)
 Back shell height: 17" 20" 22" 25"
- Onyx Fabric Upgrade Contour Back High Back
- Fusion Fabric Upgrade Contour Back High Back
- Matrx Elite Back (3" contour, 12" to 20" W)
 Back shell height: 10" 12" 14"^{**} 16" 18" 20"
- Matrx Elite TR Back (3" contour, 16" to 20" W)
 Back shell height: 16" 18" 20"
- Matrx Elite Deep Back (6" contour, 14" to 20" W)
 Back shell height: 12" 16" 18" 20"
- Matrx Elite Headrest Adapter (Elite backs only)
 * Required for mounting any headrest style
- Matrx PB Back (5" contour, 14" to 20" W)
 Back shell height: 12" 16" 20"
- Matrx PB Deep Back (7" contour, 14" to 20" W)
 Back shell height: 12" 16" 20"

TRx Ultra Low MAXX Power Positioning System

RFQ = Request for Quotation Please call customer service.
Australia: 1800 460 460 and/or fax 02 8839 5343
New Zealand: 0800 468 222 and/or fax 0800 807 788

Dealer Name: _____
 Dealer Account #: _____
 PO #: _____
 Tag: _____

HEADRESTS & MOUNTING HARDWARE Clear

Headrests with Fixed Mounting Hardware

- Stealth All Positioning Headrest Large (AP485)
- Stealth All Positioning Headrest X-Large (AP585)
- Nino Comfort Plus 6" (CPN350)
- Stealth Comfort Plus 8" (CP450)
- Motion 10" Headrest
- Motion 14" Headrest
- Onyx Auto Style Headrest (Straight Mounting only)

Headrest Mounts - Pad not included Clear

- Concepts Detachable Mounting Hardware
- Stealth's World's Best Headrest Hardware (TWB485)

ARMRESTS - PADS SELECTED DETERMINE LENGTH

- Adult Dual Post Adjustable Height* (single button release) STD
 - Select Range:** 9.75"-12.75" 12.75"-15.75" 15.75"-18.75"
 - Quick Height Adjustment Lever (pair)
 - Outback Arm Option (each) Right Left
 - Flat pouch Glove Box (Specify) R L

*NOTES: * Not available with Mesomorph Back Canes
 ** Height measured to top of standard armpads*

- Seat Mounted Adjustable Cantilever Flip Back Tilt Arm..
 - Height & Angle Adjustable. Mounts to Seat Rail. Simple height adjustment 9"-12.75" from seat pan. Slotted upper tube for infinite fore/aft adjustment of arm pad*
 - Dual Post Module (pair)

- Cane Mounted Adjustable Cantilever Flip Back Armrest*
 - Mounts to back canes. Minimum armrest height 9.5". Height and angle adjustable*
 - Select: Tilt** Recline
 - Select Range: 9.5"-10" 10"-13" 12"-16"
 - Quick Lock Mechanism

*NOTES: * No charge option with Mesomorph Back Canes
 ** Tilt option for Mesomorph Back Canes only*

- Reclining Adjustable Height
 - Select: Tilt Recline N/C
 - Select Range: 9.5"-13" 13"-16"
 - Outback Arm Option (each) Right Left

- Paediatric Armrests
 - Select: Tilt (6.5"-9.5") N/C
 - Recline (6.75"-8.25") N/C

ARMPADS Clear

- Standard Pads (pair) STD
 - Select Size: Full (2.25" x 14") Right Left
 - Desk (2.25" x 10") Right Left

- Modular Arm Pad Tray only* (pair)
 - * Requires interchangeable Pad Insert below*
 - Select Size: Full (2.75" - 4" x 14") Right Left
 - Desk (3" - 4" x 10") Right Left
 - Iskin Pad - Integrated soft skin foam (pair)
 - Startex Pad - Startex Covered Visco foam (pair)

ARMPADS (CONTINUED) Clear

- Waterfall Armpads (pair) N/C
 - Select Size: Full (2.25" x 14") Right Left
 - Desk (2.25" x 10") Right Left

- Ergonomic Arm Pads
 - Ergonomic Arm Trough - LEFT (4.5"x13")
 - Ergonomic Arm Trough - RIGHT (4.5"x13")
 - Flat Hand Pad - LEFT (4.5"x5")
 - Flat Hand Pad - RIGHT (4.5"x5")

- OMIT Armpads (7/8" diameter tube) N/C
 - Select Size: Full (14") Right Left
 - Desk (10") Right Left

- Horizontal Armpad Extensions (ea)
 - Select Qty: 3.5" _____ 4.4" _____ 7" _____

ARMPAD ACCESSORIES

- TRx Armpad Storage/Cup Holder*
 - * Not available on the same side as the joystick is mounted*
 - Right Left

- TRx Elbow Block -RIGHT
 - Pad Size: XS (3.25"x4.25") S (3.5"x5.25") M (3.75"x5.75") L (4.25"x6.5")
 - Extension Vertical: S (3") L (5")
 - Extension Horizontal: S (5") L (7")

- TRx Elbow Block - LEFT
 - Pad Size: XS (3.25"x4.25") S (3.5"x5.25") M (3.75"x5.75") L (4.25"x6.5")
 - Extension Vertical: S (3") L (5")
 - Extension Horizontal: S (5") L (7")

- Stealth Swing-Away Elbow Support - RIGHT
 - Pad Size: S (3"x3") M (4"x4") L (3"x10")

- Stealth Swing-Away Elbow Support - LEFT
 - Pad Size: S (3"x3") M (4"x4") L (3"x10")

- Multi Axis Upper Extremity Support (MACES)
 - Allows rotation of the armpad. Not available with standard or waterfall pads.*
 - Left Side
 - Right Side
 - Mechanical locking bolt STD
 - Quick Adjustment Lever N/C

FIXED LATERALS - FOR MATRX ELITE BACKS

- Standard Fixed LEFT (PBLS-L)
 - Pad Size: Standard (7.5" x 5") Small (5.5" x 3")
- Standard Fixed RIGHT (PBLS-R)
 - Pad Size: Standard (7.5" x 5") Small (5.5" x 3")
- Offset Fixed LEFT (PBOL-L) (7.5" x 5")
- Offset Fixed RIGHT (PBOL-R) (7.5" x 5")

TRx Ultra Low MAXX Power Positioning System

RFQ = Request for Quotation Please call customer service.
Australia: 1800 460 460 and/or fax 02 8839 5343
New Zealand: 0800 468 222 and/or fax 0800 807 788

Dealer Name: _____
 Dealer Account #: _____
 PO #: _____
 Tag: _____

SWING AWAY LATERALS - FOR MATRX ELITE BACKS

- Lateral Trunk Support Pad LEFT (Must select hardware below)
 Pad Size: XS (3.25"x4.25") S (3.5"x5.25") M (3.75"x5.75") L (4.25"x6.5")
- Lateral Trunk Support Pad RIGHT (Must select hardware below)
 Pad Size: XS (3.25"x4.25") S (3.5"x5.25") M (3.75"x5.75") L (4.25"x6.5")
- Elite Back Swing Away Hardware
 LEFT
 RIGHT
- Offset Elite Back Swing Away Hardware
 LEFT
 RIGHT

CANE MOUNTED LATERALS - NOT FOR MATRX ELITE AND MATRX PB BACKS

- Lateral Trunk Support with Fixed Mounting LEFT.....
 Pad Size: XS (3.25"x4.25") S (3.5"x5.25") M (3.75"x5.75") L (4.25"x6.5")
 Offset: 0" - 3" 3" - 6"
- Lateral Trunk Support with Fixed Mounting RIGHT
 Pad Size: XS (3.25"x4.25") S (3.5"x5.25") M (3.75"x5.75") L (4.25"x6.5")
 Offset: 0" - 3" 3" - 6"
- Swing Away Mounting Hardware (To Convert Fixed Hardware)
 LEFT (select latch plate length) Short (3.5") Long (5").....
 RIGHT (select latch plate length) ... Short (3.5") Long (5").....

STEALTH LATERALS - NOT FOR MATRX ELITE AND MATRX PB BACKS

- FMTWB-L Stealth Laterals Fixed (pair)
 Pad Size: S (3" x 5") L (4" x 6")
- TWB-L Stealth Adjustable Swing Away Hardware (pair)..
To Convert Fixed Hardware

HIP SUPPORTS

- Lateral Hip Support with Fixed Mounting LEFT
 Select Size: 5.5"W x 4"H 7"W x 6"H 9"W x 4"H 13"W x 4"H
- Lateral Hip Support with Fixed Mounting RIGHT
 Select Size: 5.5"W x 4"H 7"W x 6"H 9"W x 4"H 13"W x 4"H
- Motion Quick Release, Removable, Multi-Axis Hardware
 LEFT
 RIGHT

ADDITIONAL OPTIONS AND ACCESSORIES

- Flip & Fold Away 1/2 Lap Tray (14"W x 10"D)
** Only available with a Modular Ampad*
** Not available on the same side as the joystick is mounted*
 Mounting: LEFT RIGHT

LAP BELTS AND CHEST STRAP

- Standard Seat Belt N/C
- WC19 Compatible Seat Belt
- Padded Lap Belt 2 Point (BP-PLB2) (67" Long) N/C
- Padded Lap Belt 4 Point (BP-PLB4) (67" Long)
- Chest Strap 5"W x 24"L (PNG 50193)

STANDARD FRONT RIGGING (Call to confirm on sizes < 16"Wx16"D) Clear

- Legrest Receivers Only STD
Please Specify Front Rigging to be used on TRx System
- Invacare Amputee Support Receiver N/C
Amputee support to be ordered separately.
 Select Side: Left Right
Standard front rigging will only be provided when specified.
Please provide or order separately from manufacturer.
- Fixed Centre Mount Foot Platform⁽¹⁾ 70° 90° N/C
Comes with 1/8" thick steel tapered footplate with built-in heel wells (12" x 10.75")
 Seat pan to footplate: S (9"-15") L (16"-21") Set at: _____
- Action 70° Swing Away Footrests (pair)⁽²⁾⁽³⁾ N/C
 Seat pan to footplate: S (12"-16") M (15-19") L (18"-22")
- Action 90° Swing Away Footrests (pair)⁽¹⁾⁽³⁾ N/C
Pivot slide tube not included, footplates will be mounted directly to hanger.

NOTES:
 1. May collide with casters on 3G STORM SERIES bases.
 2. Includes Composite Footplates.
 3. Not covered by Motion Concepts Lifetime Warranty.

POWER CENTRE MOUNT FOOT PLATFORM OPTIONS

Centre Mounts are restricted to seat depths 16" and greater

- LNX Centre Mount Foot Platform*

NOTES:
 * Will collide with front casters on STORM 3G SERIES Bases
 * 10.5"-19" unlimited adjustability

MUST BE COMPLETED	Measurements in inches
Knee to Heel:	
Cushion Thickness: (subtract)	
Cushion Compression: (add)	
Seat Pan to Footplate: (total)	

* Standard with one piece malleable calf panel
 * Comes with a 12" x 9" aluminum footplate with rubber pad
 * 8" of anti-shear extension

- Individual Calf Pads for LNX Foot Platform

POWER FRONT RIGGING OPTIONS

- TRx Swing Away Power Elevating Pivot Plus Legrests..
Includes swing away receivers, Pivot Plus legrest and actuators
Legs swing away manually
 Receivers: Straight Flared outward 1"
 Function: Individual* Combined Synchronised w/Recline
 Seat pan to footplate: S (12"-16") M (15-19") L (18"-21")

NOTES
 * Individual legrests count as two functions when selecting electronics

MANUAL ELEVATING LEGRESTS Clear

- TRx Swing Away Pivot Plus Elevating Legrests (pair)
 Receivers: Straight Flared outward 1"
 Seat pan to footplate: S (12"-16") M (15-19") L (18"-21")
 Footplate Size: S (7.25"Wx9"D) M (7.5"Wx11"D) L (10"Wx14"D)
- AT5544 Standard Elevating Legrests (pair)

TRx Ultra Low MAXX Power Positioning System

RFQ = Request for Quotation Please call customer service.
Australia: 1800 460 460 and/or fax 02 8839 5343
New Zealand: 0800 468 222 and/or fax 0800 807 788

Dealer Name:
Dealer Account #:
PO #:
Tag:

SWING AWAY FRONT RIGGING OPTIONS

- TRx Heavy Duty 70° Swing Away Footrests (pair)
Heavy Duty, durable construction (4.5lbs each)
Receivers: Straight, Flared outward 1"
Seat pan to footplate: S (12"-16"), M (15-19"), L (18"-22")
Footplate Size: S (4.25"Wx8"D), M (5.25"Wx8"D), L (6.25"Wx8"D), XL (9"Wx11"D)
Dynamic Coil Springs

MANUAL CENTRE MOUNT FRONT RIGGING

- Fixed Centre Mount Foot Platform* 70° 90°
Comes with 1/4" thick durable aluminium footplate (12" x 10.75")
Individual flat calf pads are included
Seat pan to footplate: S (9"-15"), L (16"-21") Set at:
Invacare Manual Centre Mount Front Rigging*
Comes standard with individual footplates
Seat pan to footplate: S (10.5"-13"), M (12"-15")
Footplate Size: S (5.25"Wx7.5"D), M (5.5"Wx9.5"D), L (6"Wx11.5"D), Platform (11"Wx10"D)
Calf Pads for Centre Mount
Tapered Manual Elevating Foot Cage*
For seat widths 16"-20" 12" to 18" range
Adjustment lever: LEFT, RIGHT
Seat pan to footplate:

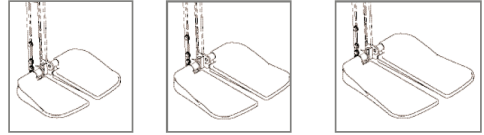
NOTES:
* Will collide with casters on 3G STORM SERIES bases

FOOT PLATFORM OPTIONS FOR CENTRE MOUNTS

- Small Flip Up Foot Platform* (12"W x 8.5"D)
Medium Flip Up Foot Platform* (12"W x 10.75"D) STD
Large Flip Up Foot Platform* (17"W x 13.75"D)
Extra Large Flip Up Foot Platform* (21"W x 13.75"D)
NOTES:
* May cause interference with certain bases and seat widths
Call to confirm configuration

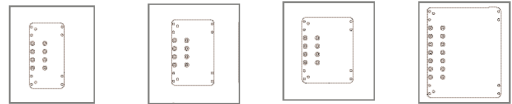
FOOTPLATE OPTIONS FOR CENTRE MOUNTS

- Individual Footplates for LNX, Fixed & Adjustable 70°-90° Centre Mount Foot Platform
In cast aluminium with built in heel cups and rubber mat
Left: S (5"W x 7.5"D), M (5.5"Wx9.5"D), L (6"Wx11.5"D)
Right: S (5"W x 7.5"D), M (5.5"Wx9.5"D), L (6"Wx11.5"D)

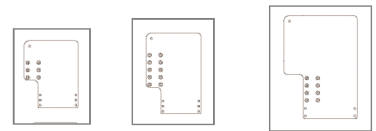


ANGLE-ADJUSTABLE FOOTPLATE OPTIONS FOR ELEVATING AND SWING AWAY FRONT RIGGING

- Adjustable Angle Footplates (each) LH, RH
Heel Loops (each) LH, RH



- Left Footplate Size: S (4.25"Wx8"D), M (5.25"Wx8"D), L (6.25"Wx8"D), XL (9"Wx11"D)
Right Footplate Size: S (4.25"Wx8"D), M (5.25"Wx8"D), L (6.25"Wx8"D), XL (9"Wx11"D)



- Left Footplate Size: S (7.25"Wx9"D), M (7.5"Wx11"D), L (10"Wx14"D)
Right Footplate Size: S (7.25"Wx9"D), M (7.5"Wx11"D), L (10"Wx14"D)

CALF PAD AND STRAP OPTIONS

- Flat Calf Pads (pair)
Select: TRx HD Swing Away Footrests, Fixed Centre Mount Foot Platform
Curved Calf Pads (pair)
* Inside width is 6"
Select: TRx HD Swing Away Footrests, TRx Pivot Plus Legrests, Fixed Centre Mount Foot Platform
One Piece Calf Pad for Fixed Centre Mount
Airmesh Calf Strap for chairs 15"-18"W (BP-CS-M)
* 3.5" pad height
Airmesh Calf Strap for chairs 18"-22"W (BP-CS-L)
* 3.5" pad height

TRx Ultra Low MAXX Power Positioning System

RFQ = Request for Quotation Please call customer service.
Australia: 1800 460 460 and/or fax 02 8839 5343
New Zealand: 0800 468 222 and/or fax 0800 807 788

Dealer Name: _____
 Dealer Account #: _____
 PO #: _____
 Tag: _____

MOTOR CONTROLLERS (Through Joystick) Clear

- Standard Single Function Sanode
 - Additional Switch
 - Single Push Button Single Toggle
- Enhanced Dual Function

Includes attendant control, reduced drive, drive lock-out, tilt/recline limit and actuator speed control

Reduced Drive for Elevating Seat: Yes No

 - Additional Switch
 - Single Push Button Dual Push Button Quad Push Button
 - Single Toggle Dual Toggle Four Way Toggle
- Enhanced Six Function

Includes attendant control, reduced drive, drive lock-out, tilt/recline limit and actuator speed control

Reduced Drive for Elevating Seat: Yes No

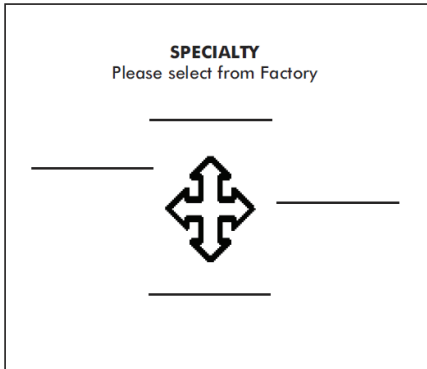
 - Through Specialty Control (fill out Specialty Control configuration)
 - Additional Switch
 - Quad Push Button Four Way Toggle

ELECTRONICS SWITCH MOUNTING

- Select: Left Right Do Not Mount
 Specialty Controls (fill out Specialty Control configuration)

SPECIALTY CONTROL CONFIGURATION

NOTES: Enhanced Electronics Only



ELECTRONICS OPTIONS

- TRx M16 Splitter

Allows for multiple switch options with phono plug connection
- TRx Feather Touch Switch - Single Function

For use with Enhanced Electronics only Not for controlling elevating seat modules.

 - Dime Size Quarter Size
- TRx Feather Touch Switch - Multi Function

For use with Enhanced Electronics only

 - Dual Dime Size Quad Dime Size
- Stealth Egg Switch

For use with Single function or Enhanced Single Function electronics only

 - Green Black
- TRx Lazarus Jump Starter
- Accessory Port Power Supply

3A capacity
- Step Down Converter

Converts 24V to 12V
- TRx Front Safety Lights (pair)
 - Operated through switches
 - Operated through joystick
- TRx Rear Safety Lights (pair)
 - Operated through switches
 - Operated through joystick
- TRx Front & Rear Light Combo Package Credit
- 12 Piece Switch Mounting Hardware Kit (additional kit)

MEMORY SEATING OPTIONS Clear

- Single Function Memory Seating

For use with Enhanced Electronics only
- Multiple Function Memory Seating

For use with Enhanced Electronics only - not available to control elevating seat modules

TRx Ultra Low MAXX Power Positioning System

RFQ = Request for Quotation Please call customer service.
Australia: 1800 460 460 and/or fax 02 8839 5343
New Zealand: 0800 468 222 and/or fax 0800 807 788

Dealer Name:	_____
Dealer Account #:	_____
PO #:	_____
Tag:	_____

VENTS⁽¹⁾ (ADULT SEAT SIZES ONLY)

*Weight capacity is reduced to 225lbs⁽²⁾. Enhanced Electronics Only
 Available bases for vent trays: TDX SP, TDX SR, 3G Storm⁽³⁾*

- TRx Vent Tray - Articulating (without battery tray).....
- Horizontal (14"W x 15"D x 10"H)
- Vertical (14.625" W x 10.125"D x 13"H)
- Trilogy 100/200 (14" W x 6"D)

NOTES:
 1. Vent trays are not standard configuration on systems with an Elevator. Please request a quotation. Aggressive driving conditions may cause the Vent to oscillate on TDX bases. Vents not standard on 3G Storm Short Bases with Gearless Brushless motors, please request a quote.
 2. 50° of tilt, Elevate and 300lb weight capacity is available when using a Compact Laptop Style Vent
 3. Vents not standard on the 3G Storm Short Base with Gearless Brushless motors. Please request a quotation

OTHER

COMPACT LAPTOP VENTS⁽¹⁾⁽²⁾⁽³⁾ (ADULT SEAT SIZES ONLY) Clear

- TRx Vent Tray (without battery tray)
- TRx Vent Bag Holder - Articulating (w/o battery tray)
- TRx Vent Bag Holder - Non Articulating (w/o battery tray)
- ADD: Battery Tray⁽⁴⁾.....

Not available on Storm Series with 16.75" STF

Select: M22 Battery⁽⁵⁾ U1 Battery 40A Battery⁽⁶⁾

NOTES:
 1. Compact-Laptop Vents are standard configuration on Elevating systems, but not Precline systems or Single Post backs. Please request a quotation
 2. Aggressive driving conditions may cause the Vent to oscillate on TDX bases. Vents not standard on the 3G Storm Short Base with Gearless Brushless motors. Please request a quotation
 3. 50° of tilt, elevate and 300lb weight capacity are available when using a Compact Laptop Vent
 4. TDX SP base must have the the TRO (Transport Ready Option) if utilising a Vent and 12" Elevating Lift Seat Module
 4. Additional battery tray for TDXSP with tower elevator required TRBKTS base option
 5. Not available when utilising 6" tower elevator
 6. 40A Battery not available on Storm with seat depth below 17"

O² HOLDERS (ADULT SEAT SIZES ONLY) Clear

- Non Articulating O² Gas Holder (cylinder style)
 - Articulating O² Gas Holder
- Select: O² Gas (cylinder) Liquid O² (6.5" x 4.5")

Clear

- Non Articulating IV Pole User's Left User's Right
- Articulating IV Pole

Total Value \$ _____